



Fall 2017 Training: e-Resources

Authentication TrueFLIX BookFLIX

This project is made possible by a grant from the Institute of Museum and Library Services as administered by Pennsylvania Department of Education through the Office of Commonwealth Libraries, and the Commonwealth of Pennsylvania, Tom Wolf, Governor.

Learning Goals

At the end of this session you will be able to

- Update links for proper e-resource authentication
- Troubleshoot common issues after updating links
- Navigate the TrueFLIX interface
 - Browse titles by Title, Subject, Category, Lexile, and ATOS Readability
 - Locate the following for each selection:
 - Pre-made lesson plans
 - Web resources
 - Downloadable materials for libraries and classrooms
- Navigate the BookFLIX interface
 - Browse titles by Title, Author, Illustrator, Lexile, etc.
 - Locate the following for each selection:
 - Pre-made lesson plans
 - Web resources
 - Downloadable materials for libraries and classrooms

e-Resource Authentication

Authentication Migration Timeline

MILESTONE	JUNE	JULY	AUG	SEP	OCT	NOV
New e-resource links available for early adopters (soft launch)	6/23					
Official release of new e-resource links		7/5				
Statistics for new e-resource links available				9/30		
Old e-resource links on .net remain in service	✓	✓	✓	✓	✓	
.net e-resource site links are no longer in service					10/31	
Only new e-resource links are functioning						11/1

e-Resource Authentication

Obtain your new e-resources links from the link generator:

<http://www.powerlibrary.org/librarians/e-resources/e-resources-links/>

Old links will no longer work beginning November 1, 2017

TrueFLIX is only available using the new authentication links

Desktop icons should be updated on all computers

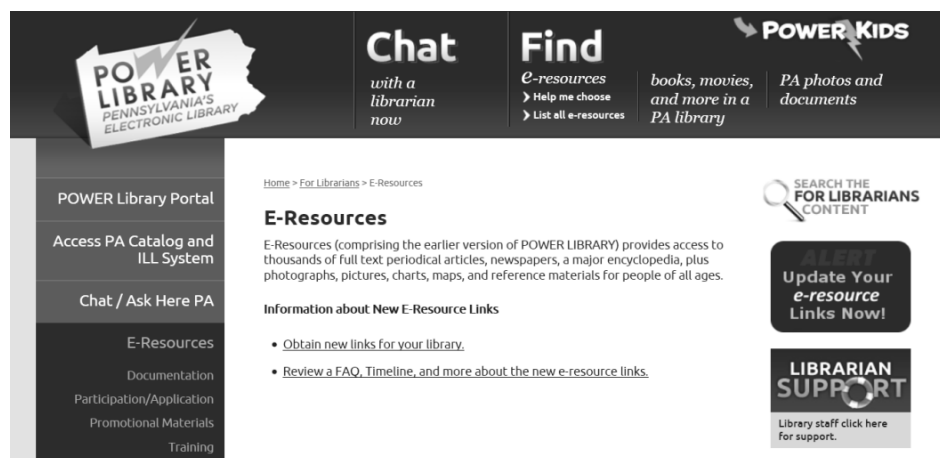
- If unable to do so by self, see IT department or whomever is in charge of updating

Use Support form if help is needed

Why should my library switch to the new URL as soon as possible?

Access to Scholastic's TrueFLIX, the new e-resource provided by the Office of Commonwealth Libraries, will only be available to libraries that update to the new URL. Additionally, popular EBSCO e-resources Web News and Newswires are now available directly from the list of e-resources for those that switch to the new URL. Finally, remote access statistics (for public libraries) for some e-resources will only be available by using the new URL.

For Librarians Page: Obtain new links



New Links

E-Resources Links

To create your custom e-resource links:

1. Start entering your library's name
2. Select your library from the choices offered
3. Select the Generate Links button

To start over, select the Clear Links button.

If you are from a public library, you may now use the same links on your in-library desktop machines and on your website.

If you need help using this form, please contact POWER Library Support.

Library Name:

All POWER Library E-Resources

Alphabetical List
<https://www.powerlibrary.org/e-resources/?all=y&ID=PL2553>

Subject List
<https://www.powerlibrary.org/e-resources/?subject=y?ID=PL2553>

POWER Kids (find a POWER Kids logo here)

All POWER Kids E-Resources
<https://kids.powerlibrary.org/?ID=PL2553>

Individual POWER Library E-Resources (find the individual e-resource logos here)

Test links from this page first before changing on site.

Any Powerlibrary.net links need to be changed ASAP as they will no longer work after 10/31/17.

Having Trouble?

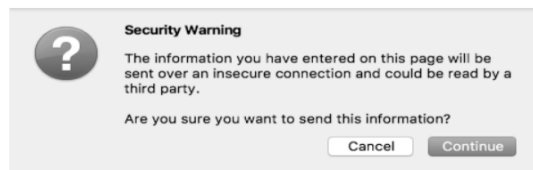
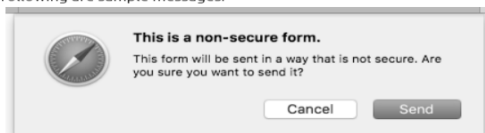
1. **Don't panic! - the deadline is now October 31st and we can help you!**
2. Know who your IT people are (gather contact info in case it's needed).
3. Test the e-resources links **before** changing your website.
4. Test the e-resources links from computers on-site that should have access (library computers, teacher computers, computer labs, etc.).
5. Know your IP address. If you're unsure you can visit www.whatsmyip.com
6. Please fill out the support form which will allow us to assist you in the best way possible.

Known Issues: BookFLIX and TrueFLIX Security Warning

1. Security Warning Message

In some browsers, users may be presented with a Security Warning message. The warning itself and the directions for the user may vary. We are working with the vendors to resolve the Security Warning message.

The following are sample messages:



Known Issues: EBSCO Resources

2. EBSCO E-Resources

Not all EBSCO e-resources resolve to the correct e-resource. Please let us know if this occurs for your institution.

If you receive an error message when trying to access EBSCO resources please contact HSLC Support.

Known Issues: Asking for eCard

After updating links, some libraries are being asked to enter an eCard or library barcode number to access the resources.

If you are accessing e-Resources **on-site**, you should not be asked for an eCard.

- Please contact us to confirm we have the correct IP address range


Get ready to find a world of information!

Please enter your library card number without any spaces or punctuation. If you do not have a library card, get an eCard now!

eCard or Library card barcode number:

Forgot your eCard number? Retrieve it here.
Need help with your eCard? Please contact us!

Known Issues: Asking for username and password



Known Issues: Asking for username and password

Welcome to SIRS Discoverer! Please enter your username and password.

log in
Sorry, we could not log you in.
Either the User ID or Password you type are
incorrect.
Please try again.

user name

password

submit

Not yet a subscriber? Request a free trial [here](#).

If you feel you reached this message in error, please contact [ProQuest Customer Service](#) to update your IP addresses.
1.800.521.0600 ext. 77112
<http://www.proquest.com/en-US/support/contact.shtml>

Known Issues—Authentication Fail

Server Error in Application "ECONTENT-AGENT" Internet Information Services 7.5

Error Summary

HTTP Error 404.0 - Not Found
The resource you are looking for has been removed, had its name changed, or is temporarily unavailable.

Detailed Error Information

Module: IIS Web Core	Requested URL: http://e-resources.powerlibrary.org:80/homepages/CustomerWide/ValidateGlobalIP.asp?id=PL5507&dataid=1162
Notification: MapRequestHandler	Physical Path: D:\Agent_web_root\content_root\homepages\CUSTOMERWIDE\ValidateGlobalIP.asp
Handler: ASPClassic	Logon Method: Anonymous
Error Code: 0x80070002	Logon User: Anonymous

Most likely causes:

- The directory or file specified does not exist on the Web server.
- The URL contains a typographical error.
- A custom filter or module, such as URLScan, restricts access to the file.

Things you can try:

- Create the content on the Web server.
- Review the browser URL.
- Create a tracing rule to track failed requests for this HTTP status code and see which module is calling SetStatus. For more information about creating a tracing rule for failed requests, click [http](#).

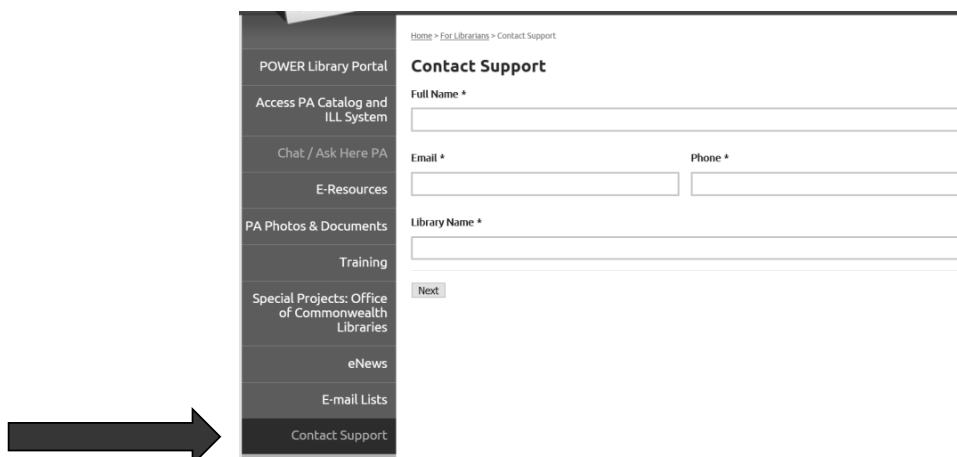
Links and More Information

This error means that the file or directory does not exist on the server. Create the file or directory and try the request again.
[View more information >>](#)

Contacting Support

For Librarians page on POWER Library website

- Bottom link on left menu "Contact Support"



Home > For Librarians > Contact Support

POWER Library Portal

- Access PA Catalog and ILL System
- Chat / Ask Here PA
- E-Resources
- PA Photos & Documents
- Training
- Special Projects: Office of Commonwealth Libraries
- eNews
- E-mail Lists
- Contact Support**

Contact Support

Full Name *

Email *

Phone *

Library Name *

Next

e-Resources Support Form

E-resource support form will walk you through the submission of a Help Desk ticket.

The screenshot shows the 'E-resources Support Form' submission page. On the left is a dark sidebar with navigation links: 'POWER Library Portal', 'Access PA Catalog and ILL System', 'Chat / Ask Here PA', and 'E-Resources' (with sub-links for Documentation, Participation/Application, Promotional Materials, and Training). The main content area has a breadcrumb trail: 'Home > For Librarians > E-Resources > E-resources Support Form'. The form title is 'E-resources Support Form'. It contains four input fields: 'Full Name *' (filled with 'Courtney Dalessandro'), 'Email *' (filled with 'dalessandro@hstc.org'), 'Phone *' (filled with '(412) 555-1212'), and 'Library Name *' (filled with 'McKnight Elementary School - PL2489'). A 'Next' button is located at the bottom of the form.

e-Resources Support Form

The screenshot illustrates the category selection process. On the left is a vertical sidebar with navigation links: 'portal', 'and tem', 'e PA', 'rces', 'ents', 'ning', 'ffice', 'alth', 'ries', 'ews', and 'lists'. The main content area has a breadcrumb trail: 'Home > For Librarians > Contact Support'. The form title is 'Contact Support'. It shows a 'Please select a category *' dropdown menu with a list of options: 'Access PA Catalog / ILL', 'Ask Here PA', 'Billing', 'E-resources', 'General Support', 'ILEAD', 'Mail Lists', 'PA Photos and Documents', and 'POWER Library Portal'. An arrow points from this dropdown to a second 'Please select a category *' dropdown menu on the right. This second dropdown has a list of options: 'Access PA Catalog / ILL', 'Cataloging', 'Enhancement Request', 'Full File Replacements', 'ILL', 'SCI System', 'SCI System Enhancement Request', 'Statistics', 'Training' (highlighted), 'Z39.50', and 'Other'. Below the second dropdown is the section title 'Access PA Catalog / ILL'.

e-Resources Support Form

If you are unsure of your IP range, please contact your tech support department.

POWER Library Portal	E-resources Support Form
Access PA Catalog and ILL System	E-resources
Chat / Ask Here PA	Please select category Authentication <input type="text" value="Authentication"/>
E-Resources	Authentication
Documentation	Select access method
Participation/Application	<input type="radio"/> Internal Access <input type="radio"/> Remote/Home Access <input type="radio"/> Internal and Remote
Promotional Materials	Check all that apply to your problem:
Training	<input type="checkbox"/> IP Address Change <input type="checkbox"/> E-Resource URL Authentication <input type="checkbox"/> Web Browser
PA Photos & Documents	<input type="checkbox"/> BookPLIX <input type="checkbox"/> TruePLIX <input type="checkbox"/> Contemporary Authors
Training	<input type="checkbox"/> Rosen Cybermarts <input type="checkbox"/> EBSCO e-resources <input type="checkbox"/> SIRS Discoverer
Special Projects: Office of Commonwealth Libraries	IP address or address range <input type="text"/>
eNews	Please enter the URL displayed in the address bar of your browser when you are at the POWER Library E-resources page. <input type="text" value="http://www.example.com"/>
E-mail Lists	Technical Contact Name, Title and Phone <input type="text"/>
Contact Support	Message <input type="text"/>
	File Upload (Max. 3 Files) <div style="border: 1px dashed gray; padding: 5px; text-align: center;">Drop files here or Select file</div>

Statistics

- New statistics will be released late fall 2017. Look for announcements of free webinars and recorded videos on the topic. In the meantime, can use current statistics via the For Librarians page.
 - <https://www.powerlibrary.org/librarians>

E-Resources

- [View a subject list of the e-resources](#)
- [Obtain POWER Library e-resource statistics](#)
- [POWER Library \(PL\) Code Look-up](#)

For Librarians Documentation

The screenshot shows a web page titled "For Librarians" with a navigation menu on the left and a main content area. The navigation menu includes: POWER Library Portal, Access PA Catalog and ILL System, Chat / Ask Here PA, E-Resources, PA Photos & Documents, Training, Special Projects: Office of Commonwealth Libraries, eNews, E-mail Lists, and Contact Support. The main content area features a search bar with a "GO!" button, a welcome message, and several informational sections: "Information about New E-Resource Links" with links to obtain new links, review a FAQ, and more about new e-resource links; "Fall Training Information" with a link to registration information; "Register Now" with links to an ALA ILL Form, Access PA/POWER Library Participant Directory, and updates from the Executive Director; "Search Books, movies and more in a PA library (Access PA Catalog)" with links to search the Access PA Catalog and Statewide Catalog for Kids; and "E-Resources" with links to view a subject list, obtain e-resource statistics, and a POWER Library (PL) Code Look-up. On the right side, there are four promotional buttons: "Update Your e-resource Links Now!", "Fall Training Registration Open Now!", "TRUE LEX TRY IT NOW!", and "Access PA / POWER Library Participant Directory".

Questions on e-Resource authentication?



POWER LIBRARY
PENNSYLVANIA'S
ELECTRONIC LIBRARY

Chat
with a
librarian
now

Find
e-resources
▶ Help me choose
▶ List all e-resources

books, movies,
and more in a
PA library

POWER KIDS
PA photos and
documents

BEN SAYS
Follow @PowerLibrary

Author Alice Munro born #OTD 1931. Find her publications in the Access PA Catalog. <https://t.co/30ZDj1aFdJ...>
<https://t.co/3aSqDL0qmN>
one day ago

1st #Wimbledon tournament begins #OTD 1877. Read preview about Americans participating in 1924....
<https://t.co/1NysxyB55X>
2 days ago

PT Barnum born #OTD 1810. Read article about visit to Huntingdon, PA, in 1854. <https://t.co/lfpucjF0s>
#Circus... <https://t.co/20sFPfcxBn>
6 days ago

Find Books, Movies, and more in a PA Library

FIND BOOKS MOVIES & MORE
in Over 2,500

Find Books, Movies, and more in a PA Library This link to an exterior site opens in a new window.

Find Pennsylvania Job Resources
PA Job Gate-way
Workforce Statistics
& MORE!

POWER KIDS
PENNSYLVANIA'S ELECTRONIC LIBRARY
SEARCH
EXPLORE

For Librarians

[tps://accesspa.powerlibrary.org](https://accesspa.powerlibrary.org)



- Digital Social Studies and Science units
- Contains 140 titles (MARC records available for download)
- For children grades 3 through 6
- Unlimited, simultaneous access
- Promotes the instruction and development of 21st Century information literacy skills
- Built-in lesson plans and project ideas
- Desktop icon and webpage buttons are available for easy access

Introductory videos build crucial background knowledge and introduce key vocabulary

Digital flipbooks with nonfiction text features build content knowledge

Explore More offers over 3500 additional texts of multiple types for a deeper level of understanding, including primary sources, fiction, reference articles, and more

Activity Center with games and quizzes

Read aloud features supports struggling readers and ELL students

Lesson plans for every unit

More than 1600 editorially vetted and maintained websites to explore more

Project ideas to build research skills

TrueFLIX Units

Social Studies Units →

Science Units ←

HOME **TRUE LIX** RESOURCES & TOOLS | HELP | ABOUT

People, Places, and History

- American Indians
- Ancient Civilizations**
- Biographies
- The Civil War
- Continents
- The Thirteen Colonies
- U.S. Government
- U.S. Regions
- Westward Expansion

Science and Nature

- Animal Kingdom
- Disasters
- Earth Science

Ancient Civilizations

- Ancient China
- Ancient Greece
- The Ancient Maya
- The Aztec Empire
- The Inca Empire
- Mesopotamia

Easy navigation to a different unit

Titles within a unit

Watch It

HOME **TRUE LIX** RESOURCES & TOOLS | HELP | ABOUT

Start

- Watch the Video
- Read the Book
- Explore More

WATCH IT

READ IT

Ancient Greece

Scholar in ancient Greece were up to 70 pounds (33 kilograms) of heavier armor!

OPEN

LESSON PLAN

SCHOLASTIC

© 2017 Scholastic Inc. All Rights Reserved. Terms of Use | PRIVACY POLICY

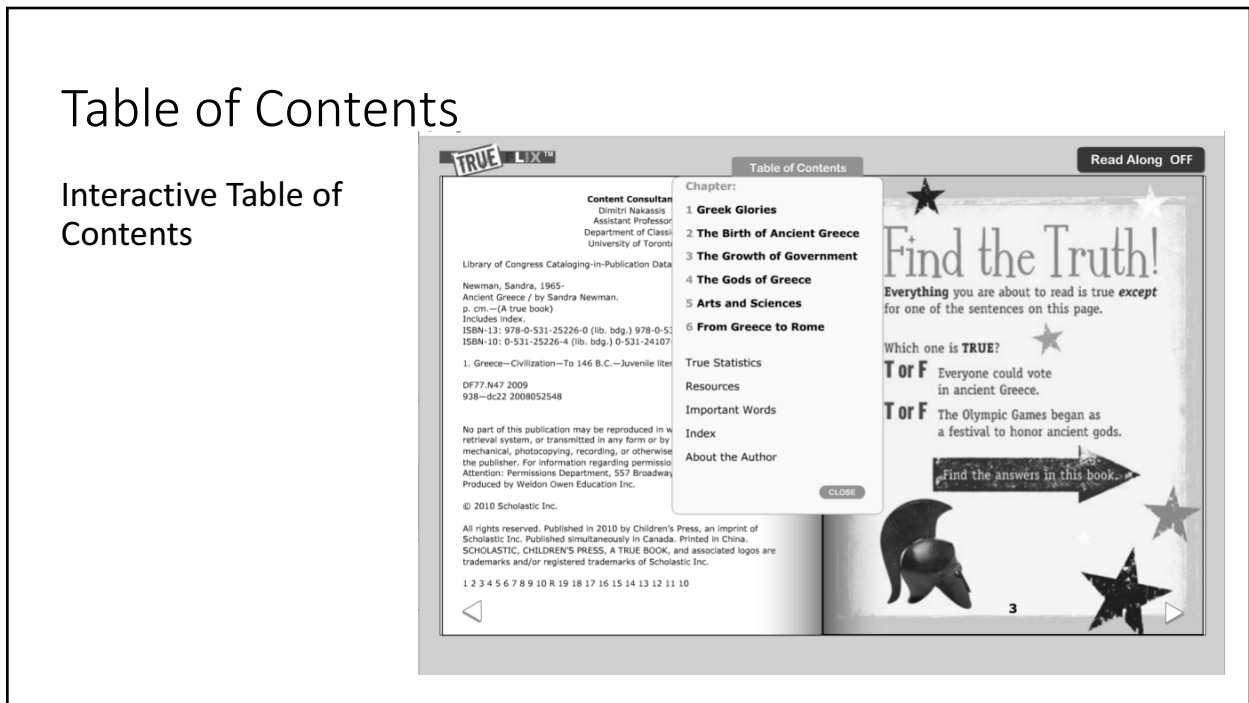
Read It

Flipbooks contain title page information just as a print book



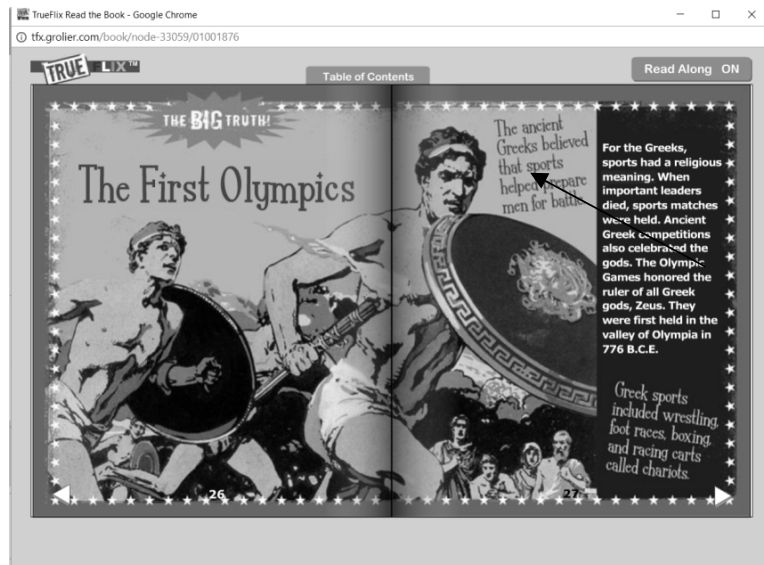
Table of Contents

Interactive Table of Contents



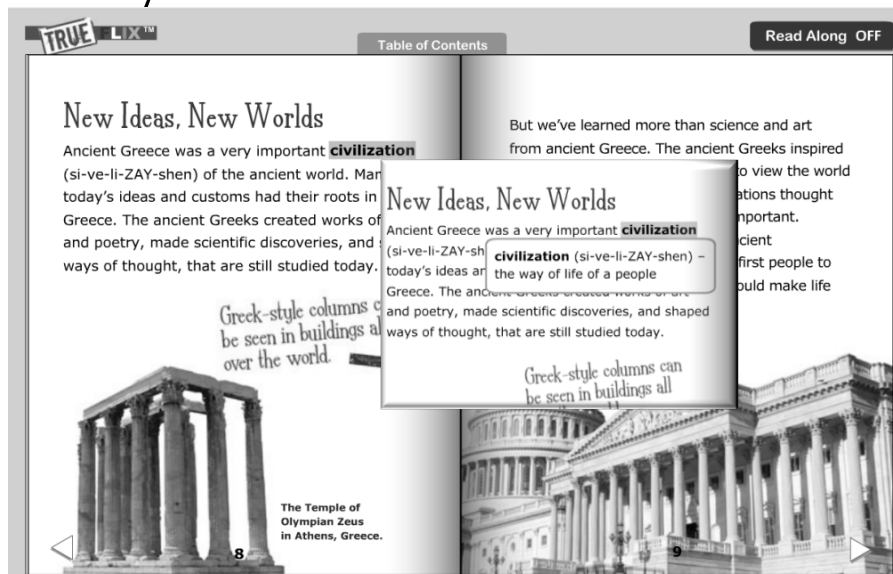
Read Along

- Optional Read Along
- Word-by-word highlighting



Built-in Dictionary

Hover over a highlighted word to show definition.



Glossary and Index

- Highlighted words in text are included in glossary
- Bold page numbers in Index indicate an illustration
- Index page numbers are not links

TRUE LIX™ Table of Contents Read Along OFF

Important Words

city-states – cities and the villages around them that had their own independent government

civilization (si-ve-li-ZAY-shen) – the way of life of a people

democracies (di-MO-kre-sees) – type of governments where citizens elect their leaders

historians – people that study history

immigrants (IM-uh-gruhnts) – people who live permanently in countries where they weren't born

myths (MITHS) – stories about the shared beliefs of a group of people, often about gods or goddesses

oligarchies (O-li-gar-kees) – governments that are ruled by a few people

peninsula (pe-NIN-se-le) – a narrow strip of land nearly surrounded by water

sacrifice (SA-kre-fize) – to offer a gift to a honor a god

tyranny (TE-re-ne) – a government in which all power is in the hands of a single ruler

Index

Page numbers in **bold** indicate illustrations

Alexander the Great, **39, 39, 40, 41, 41, 43**

alphabet, **15**

Ancient Greece map, **10**

Antikythera mechanism, **34, 34**

Assembly, **20, 20**

Athens, **10, 20, 21, 33, 37, 38, 43**

carvings, **29**

city-states, **16, 17-19, 19, 20, 38, 39, 43**

Cnife, **10, 12**

Dark Ages, **14**

democracies, **18, 20, 21**

Erechtheum, **6**

Euclid, **30, 31**

Euripides, **31**

gods, **22, 23-25, 23, 24-25, 27, 28-29**

governments, **7, 15, 17-18, 20-21, 40**

Hellenistic empire, **40, 41**

Lion Gate, **14**

masks, **12, 33**

math, **7, 31**

Minoans, **12**

music, **24, 25, 32, 32**

Mycenaean, **12, 12, 13, 14, 40, 40**

myths, **23, 24, 28**

Odyssey, **28, 28**

oligarchies, **18**

Olympics, **3, 5, 26-27, 26, 27, 40, 40, 43**

Parthenon, **22, 23**

Peloponnesian War, **38, 39**

Persia, **37, 37, 39**

poetry, **8, 15, 24, 25, 31, 32**

pottery, **12, 15**

Pythagoras, **31**

Roman Colosseum, **41**

Roman empire, **41, 41, 42**

slaves, **21, 21**

science, **7, 8, 9, 15, 31**

Socrates, **35, 35**

soldiers, **13, 13, 19, 36, 37, 38**

Sophocles, **31**

Sparta, **10, 18, 19, 18, 19, 36, 37, 37, 38**

sports, **26-27, 26-27, 40**

temples, **6, 8, 22, 23, 29**

theaters, **15, 33, 33**

Trojan War, **13, 13**

Turkey, **10, 11, 13**

tyranny, **18**

United States Capitol, **9**

United States Congress, **42**

voting, **3, 20, 21, 43**

women, **21, 21, 25**


True Statistics

- Interesting statistics relevant to book
- Did You Find the Truth?

TRUE LIX™ Table of Contents Read Along OFF

The Rise of Rome

As the years passed, Greece slowly grew weaker. But the neighboring Roman Empire, in Italy, was growing stronger. In 146 B.C.E., Greece finally became part of the Roman Empire. The ancient Romans respected the ancient Greeks' many accomplishments. The Romans even continued to use the Greek language in their writings. Through the ancient Romans, the ideas of the ancient Greeks continued to shape peoples' lives and are still known to us today. ★



Americans choose their leaders just as the ancient Greeks did in Athens.

True Statistics

Number of ancient Greek city-states: More than 1,500

Number of Greek gods: Hundreds

Year of the first Olympic Games: 776 B.C.E.

Number of people in ancient Athens: About 250,000—the same as Boise, Idaho

Number of people who could vote in Athens: About 30,000

Height of Mount Olympus: 9,570 ft. (2,917 m)

Year of birth of Alexander the Great: 356 B.C.E.

Did you find the truth?

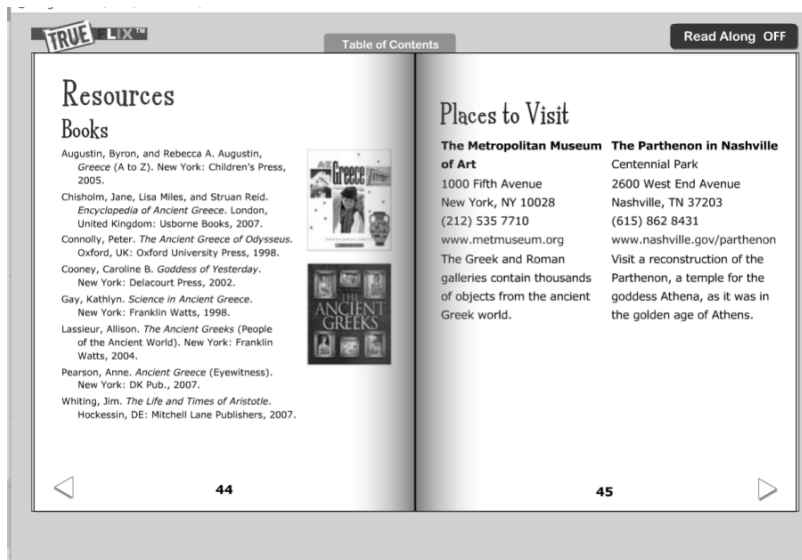
F Everyone could vote in ancient Greece.

T The Olympic Games began as a festival to honor ancient gods.

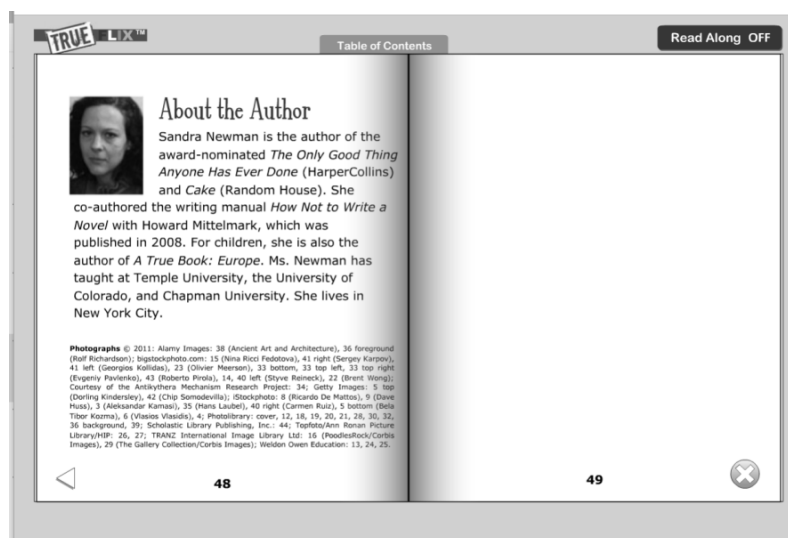
Resources and Places to Visit

Information for further information

- Books
- Places to visit



About the Author



Additional Features

HOME | RESOURCES & TOOLS | HELP | ABOUT

TRUE LIX™

WATCH IT

READ IT

Ancient Greece

Sandra Newman

Scholastic

Find the Truth!

What big ideas came from ancient Greece?

To get the Truth: Watch the video, then read the book.

LESSON PLAN

SCHOLASTIC

© 2017 Scholastic Inc. All Rights Reserved. Terms of Use | PRIVACY POLICY

Explore More

HOME | RESOURCES & TOOLS | HELP | ABOUT

TRUE LIX™

Explore More

Griener Online Articles

- Alexander the Great
- The Ancient Olympic Games
- City-States and Colonies
- Gods and Heroes
- Mycenaean Culture
- Peloponnesian War
- Trojan War

Stories

- Ancient Greece: The Birth of Democracy
- Child Soldiers of Sparta

Play

- The Dangerous Truth

Myths and Legends

- Prometheus, the Fire-Giver

Project Idea

Project goal and questions for beginning research

HOME | RESOURCES & TOOLS | HELP | ABOUT

TRUE LIX™

Start
Watch the Video
Read the Book
Explore More
Project Idea
Activity Center
• Show What You Know
• Word Match
Explore the Web
More Ancient Civilizations

Project Idea

Connect to Ancient Greece—Then and Now

Category: Ancient Civilizations
TrueFix Title: Ancient Greece
Project Type: Poster

Project Goal:
Think about how our society is based on some of the ideas you just read about in the Truefix flipbook *Ancient Greece*. Show the connection through a creative poster.

Get Started:
Think about ways in which our government, literature, Olympic Games, and architecture are similar to ancient Greece. Then choose one topic and work with a partner to show the connection.

Follow These Steps:

- Cover only one topic on your poster.
- Use pictures to compare old and new.
- Include sentences that explain the connection.

SCHOLASTIC
© 2017 Scholastic Inc. All Rights Reserved. Terms of Use | PRIVACY POLICY

Show What You Know

- Short quiz to test knowledge on subject
- Can be used as a soft assessment

HOME | RESOURCES & TOOLS | HELP | ABOUT

TRUE LIX™

Start
Watch the Video
Read the Book
Explore More
Project Idea
Activity Center
• Show What You Know
• Word Match
Explore the Web
More Ancient Civilizations

Show What You Know

1. What was Ancient Greece?

TRUE a civilization
 a city
 a god
 a temple

NEXT

SCHOLASTIC
© 2017 Scholastic Inc. All Rights Reserved. Terms of Use | PRIVACY POLICY

Word Match

- Vocabulary Builder
- Based on important words found in book

Explore the Web

Vetted, age appropriate websites for further exploration on the topic.

“More...” takes you back to additional titles in unit

Lesson Plan

Complete lesson plans available for every title

The screenshot shows the TrueLix website interface. At the top, there is a navigation bar with 'HOME', 'TRUE LIX™', and 'RESOURCES & TOOLS | HELP | ABOUT'. Below this, there are two main sections: 'WATCH IT' featuring a video thumbnail of the Parthenon, and 'READ IT' featuring a book cover for 'Ancient Greece' by Sandra Newman. A sidebar on the left contains a 'Start' button and a list of options: 'Watch the Video', 'Read the Book', 'Explore More', 'Project Idea', 'Activity Center', 'Show What You Know', 'Word Match', 'Explore the Web', and 'More Ancient Civilizations'. Below the video and book sections, the text reads 'Find the Truth! What big ideas came from ancient Greece? To get the Truth: Watch the video, then read the book.' A star-shaped button labeled 'LESSON PLAN' is circled on the right. The footer includes the Scholastic logo and copyright information: '& © 2017 Scholastic Inc. All Rights Reserved. Terms of Use | PRIVACY POLICY'.

Lesson Plan

Lesson plan features:

- Time needed
- Materials
- Learning Objectives
- Introduction
- Classroom activity
- Project idea
- Extension activities

PDF version available

The screenshot shows the lesson plan details for 'Ancient Greece' on the TrueLix website. The page title is 'Lesson Plan' with a 'PDF version of Lesson Plan' link. A 'CURRICULUM CORRELATIONS' button is visible in the top right. The sidebar on the left is identical to the previous screenshot. The main content area includes:

- Content Area(s):** Social Studies
- Grades:** 3-5
- Time:**
 - *Introduce the Topic:* one 1-hour class period (two, if students need reading time)
 - *Classroom Activity:* small groups; one 45-minute class period
 - *Project:* 2-3 weeks
 - *Wrap-Up:* one 45-minute class period
- Materials:**
 - TrueFlix flipbook: *Ancient Greece*
 - Computers with Internet access
 - Projector or whiteboard
- Learning Objectives:**

Students will:

 - Watch a video about ancient Greece.
 - Learn key vocabulary.
 - Build knowledge by completing a small-group activity based on the flipbook.
 - Complete a project by comparing Greek life with our lives today.
 - Discuss and answer extension questions.
- I. Introduce the Topic**

Tell students that they will be learning about ancient Greece. Explain that they will first watch a video about ancient Greece. They will also preview vocabulary before they read the TrueFlix flipbook *Ancient Greece*.

Watch the Video

Show the video *Ancient Greece*. When finished, ask students to tell in their own words what the video was about. Discuss with students what they already know about ancient Greece. Then have students tell what more they would like to learn.

Curriculum Correlations

HOME **TRUE LIX** RESOURCES & TOOLS | HELP | ABOUT

Lesson Plan PDF version of Lesson Plan

Ancient Greece

Content Area(s): Social Studies
Grades: 3-5

Time

- *Introduce the Topic*: one 1-hour class period (two, if students need reading time)
- *Classroom Activity*: small groups; one 45-minute class period
- *Project*: 2-3 weeks
- *Wrap-Up*: one 45-minute class period

Materials

- TrueFlix flipbook: *Ancient Greece*
- Computers with Internet access
- Projector or whiteboard

Learning Objectives

Students will:

- Watch a video about ancient Greece.
- Learn key vocabulary.
- Build knowledge by completing a small-group activity based on the flipbook.
- Complete a project by comparing Greek life with our lives today.
- Discuss and answer extension questions.

I. Introduce the Topic

Tell students that they will be learning about ancient Greece. Explain that they will first watch a video about ancient Greece. They will also preview vocabulary before they read the TrueFlix flipbook *Ancient Greece*.

Watch the Video

Show the video *Ancient Greece*. When finished, ask students to tell in their own words what the video was about. Discuss with students what they already know about ancient Greece. Then have students tell what more they would like to learn.

tx.grolier.com/scspage.php?n=/educators/article_pop.html&assetid=10006994&product_id=go-kids

TRUE LIX RESOURCES & TOOLS | HELP | ABOUT

CURRICULUM CORRELATIONS

Select a standard to find alignments:

Pennsylvania Academic Standards Geography 2002

Ancient Greece Results: 1

1. Geography (2002) > Grade 3 > Category G.7.3.3 > Statement G.7.3.3.B

Identify the human characteristics of places and regions by their cultural characteristics.

G.7.3.3.G.7.3.3.B.G.7.3.3.B.1 Components of culture (e.g., language, belief systems and customs, social organizations, foods, ethnicity)

CLOSE

™ & © 2017 Scholastic Inc. All Rights Reserved.

Standards are tied to each title, and accessible from the Lesson Plan link

Tell students that they will be learning about ancient Greece. Explain that they will first watch a video about ancient Greece. They will also preview vocabulary before they read the TrueFlix flipbook *Ancient Greece*.

Watch the Video

Show the video *Ancient Greece*. When finished, ask students to tell in their own words what the video was about. Discuss with students what they already know about ancient Greece. Then have students tell what more they would like to learn.

Curriculum Connections

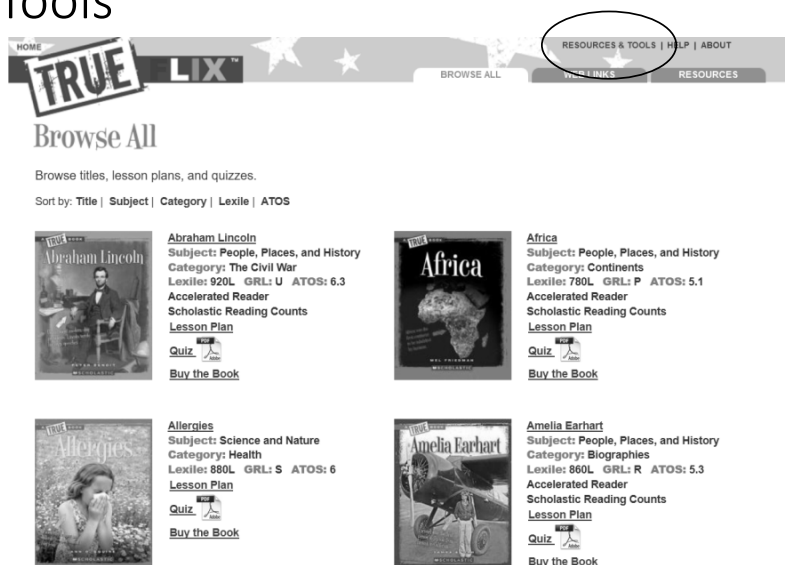
Drop-down menu to access additional standards



Resources and Tools

Click on Resources and Tools link to access additional features:

- Browse All
- Web Links
- Resources




Browse All

Browse by:

- Title
- Subject
- Category
- Lexile
- ATOS (text complexity)


Can also see if a title is included in Accelerated Reader and Reading Counts

Printable “Show What You Know” quiz



Experiments with Solids, Liquids, and Gases
 Subject: Science and Nature
 Category: Experiments
 Lexile: 580L GRL: T ATOS: 4.4
 Accelerated Reader
 Scholastic Reading Counts
 Lesson Plan
 Quiz
 Buy the Book

Buy the Book



Experiments with Solids, Liquids, and Gases
 Subject: Science and Nature
 Category: Experiments
 Lexile: 580L GRL: T ATOS: 4.4
 Accelerated Reader
 Scholastic Reading Counts
 Lesson Plan



The screenshot shows the Scholastic Library Publishing website. The main product featured is 'The Constitution of the United States, The' by Christine Taylor Butler. The page includes a search bar, navigation tabs for 'NEW in Print', 'Digital', 'Reviews', 'Librarian Resources', 'Find a Rep', and 'Request a Catalog'. The product details show the ISBN (978-0-631-12629-5), list price (\$29.00), and the current price (\$21.75). There is an 'ADD TO CART' button and a 'PREVIEW' button. A sidebar on the left offers 'Account Login', 'Search for Books', and 'Looking for Correlations?'.

Web Links

Alphabetical listing of all websites included in TrueFLIX

The screenshot shows the TrueFLIX website interface. The navigation bar includes 'HOME', 'BROWSE ALL', 'WEB LINKS' (circled in red), and 'RESOURCES'. Below the navigation bar, the page title is 'Web Links' and the subtitle is 'Alphabetical listing of all web links.' The main content area lists several web links with their titles and brief descriptions:

- 100 Leaders: Popé**
For younger students: information about the Tewa Pueblo leader Popé and "what made him a leader." From the Web site on world leaders created by the educational nonprofit National History Day.
- 13 Colonies Scavenger Hunt**
Answer questions about the 13 American colonies. You can click on related points of the interactive map to get help with the answers. From MrNussbaum.com, a set of educational games for younger students created by teacher Greg Nussbaum.
- 1600 Penn / The White House**
The official White House Web site offers information on offices and residences, biographies of all presidents, and more.
- 17th Century Architecture: Historical Reconstructions / Digital Archive of American Architecture**
Huts and houses like the ones in these photos were built by first Puritan colonists. They are re-created at Salem Pioneer Village and Plymouth Plantation, Mass. (From an image archive of American architecture maintained by Prof. Jeffery Howe at Boston College.)
- 1989: Cleaning up after the Exxon Valdez**
Canadian TV news report from March 25, 1989, about the early efforts to clean up the Exxon Valdez oil spill. From CBC Digital Archives. (Note: The report is preceded by advertising.)
- 1994: A farmer's five billion year old meteorite**
Eyewitnesses describe the dramatic arrival of the largest meteorite to have landed in Canada. A video from the archives of the Canadian Broadcasting Corporation.
- 1st Amendment Freedoms / IllinoisPress / 1st Amendment Center**
The Illinois First Amendment Center offers guides and online activities for research or the classroom.
- 4850 Feet Below: The Hunt for Dark Matter**
Rare film footage from the Sanford Underground Research Facility—the world's most sensitive particle detector—located in a former gold mine, where scientists are trying to capture the interaction between dark matter and atoms. From the archives of NPR's show 'Science Friday.'

Resources

Information about the elements included in TrueFLIX

HOME TRUE FLIX RESOURCES & TOOLS | HELP | ABOUT BROWSE ALL WEB LINKS RESOURCES DOWNLOADABLES

Resources

Welcome to *TrueFix*™, the only online resource that leverages the award-winning True Books content to help students hone literacy skills, build knowledge of subject-area content, and cultivate 21st Century Skills through the Inquiry process. All of the True Book titles are supported with a deep and diverse reservoir of related content and primary sources featuring videos, audio, images, and text.

Each *TrueFix*™ title includes the following elements:

- **Watch the Video:** A streaming video that engages the student and introduces the topic. The video is strategically placed—and supported by reading research—to enable the student to build crucial background knowledge before accessing the book.
- **Read the Book:** A flipbook version of the True Book with page-turning and read-along features, chapter tabs, and vocabulary terms identified and defined. The “book” has been transformed into a versatile digital resource enabling the student to exercise the nonlinear reading and viewing behaviors that we know take place with digital content.
- **Explore More:** Related content that provides opportunities for further research and reading across a variety of text types. Includes one or more of the following: fiction, primary-source documents, related articles from Grolier Online. This section also helps students with a key competency—gathering and synthesizing accurate and related information in one place—a crucial 21st Century Skill.
- **Lesson Plan:** Every *TrueFix*™ topic is accompanied by a lesson plan with teaching activities that are tied to the specific content of that *TrueFix*™ topic. Every lesson plan includes a discussion of the *TrueFix*™ video and a review of vocabulary words used in the *TrueFix*™ flipbook. Each also provides a small-group activity based on the flipbook and a project idea.
- **Project Idea:** For beginning researchers, this includes a project goal and ideas or questions on how to kick-start research—perfect for a class activity or homework assignment.
- **Activity Center:** Includes a “Show What You Know” 10-question multiple-choice quiz, and a Word Match game based on the important words included in each title. Teachers and librarians can utilize the quizzes as soft assessments to gauge a student’s understanding of the content.
- **Explore the Web:** Related Web links to help further extend learning, broaden the content area, and provoke further research.

TrueFix™ is a perfect whiteboard resource with its collection of introductory videos and media types, leveled texts, voice-over reading features, and soft assessments. It also allows students to graduate from “learning to read” to “reading to learn” and master content-area knowledge in science and social studies. *TrueFix*™ supports the Common Core Standards by featuring multiple text types and a cross-curricular, nonfiction focus.

An annual subscription to *TrueFix*™ includes unlimited, 24/7 access, helping students master content-area knowledge in Science and Social Studies at school, in the public library, and at home.

TrueFix in the School


Downloadables

Newsletters
MARC records
Customizable letters
and more!

Downloadables

Make the most of TrueFix in your classroom or library with these downloadable resources!

- **Newsletter Archive**
View all previous monthly newsletters here.
- **TrueFix Meets the Common Core State Standards**
Find out how TrueFix meets the Common Core State Standards.
- **Marc Records**
Download Marc Records for TrueFix.
- **Webpage Button**
Download the HTML and code to add to your site to easily access TrueFix.
- **Downloadable Desktop Icon**
Download the Windows Desktop icon to easily access TrueFix.
- **TrueFix Demo**
View the TrueFix demo.
- **Review - May 2011 School Library Journal**
View the review of TrueFix.
- **TrueFix labels for True Books**
Place these labels on the True Books in your library to help distinguish them as being TrueFix titles. There are 30 labels on this sheet formatted in the Avery 5160 label template.
- **TrueFix Poster**
Print and display this poster in your classroom or library.
- **Customizable Bookmark**
Customize this version of the TrueFix book mark to include specific access information for your school or public library.
- **Parent Letter**
Customize and distribute this letter to let students’ and their parents know how to access TrueFix at home.
- **Teacher Letter**
Customize and distribute this letter to let colleagues know how to access TrueFix at school and at home.
- **Library Patron Letter**
Customize and distribute this letter to let patrons know how to access TrueFix at the library and at home.
- **Tech Spec**
Refer to these guidelines to ensure that your school’s or library’s technology can access TrueFix.



CLOSE

Help



HOME **TRUE FLIX** RESOURCES & TOOLS | HELP | ABOUT

TrueFlix Help

Table of Contents

- [GETTING AROUND](#)
- [SYSTEM REQUIREMENTS](#)
- [FREQUENTLY ASKED QUESTIONS](#)
- [TROUBLESHOOTING](#)

TrueFlix is an online resource that combines award-winning True Books content with reading supports and a deep and diverse collection of related videos, images, Web links, and text. TrueFlix is based on the True Books print series published by Children's Press, an imprint of Scholastic Library Publishing. TrueFlix is published by Scholastic Inc., with editorial development, content management, and engineering provided by Scholastic Library Publishing.

GETTING AROUND

Home and Browse

The TrueFlix Home screen offers two browse options: a category browse and a thumbnail browse.


The category browse utilizes the two groups of TrueFlix titles on the left and right of the screen: People, Places, and History to the left and Science and Nature to the right. Below these titles are nine and twelve tabs, respectively, which correspond to each of these two groups' categories. For People, Places, and History, the categories are American Indians, Ancient Civilizations, Biographies, The Civil War, Continents, The Thirteen Colonies, U.S. Government, U.S. Regions, and Westward Expansion. For Science and Nature, the categories are Animal Kingdom, Disasters, Earth Science, Ecosystems, Experiments, Extreme Nature, Extreme Science, Health, Human Body, Outer Space, Physical Science, and The Solar System. Clicking on one of the 21 categories accesses a category browse screen from which you can choose among thumbnails for all the TrueFlix units in that category. Clicking on any of these thumbnails brings you directly to the title screen for that unit.

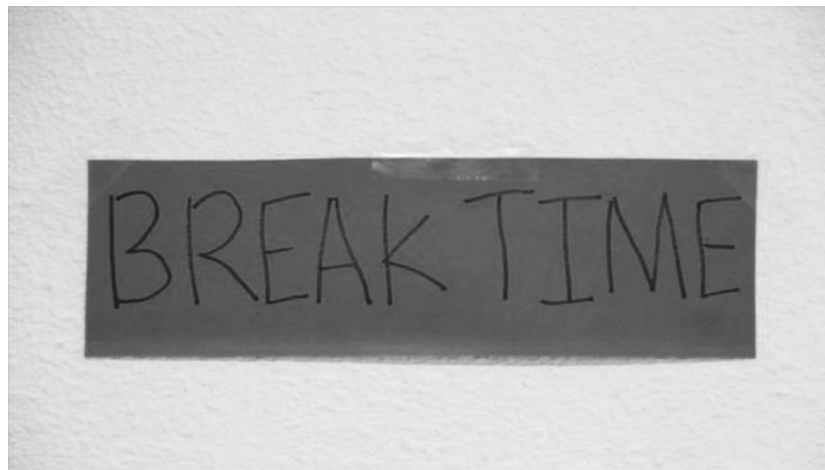
The thumbnail browse utilizes the eight large featured TrueFlix thumbnails that rotate at the center of the Home screen and the carousel of thumbnails that rotates at the bottom center of the screen. Clicking on any of these thumbnails brings you directly to the title screen for that TrueFlix unit.

To return to the Home screen, click on the link at the upper-left corner of the screen.

[TrueFlix Title Screen](#)

TrueFLIX Live Demo





15 minute break



- Geared towards students in PK through grade 3
- Unlimited, simultaneous access
- Strengthens early literacy skills
- Builds fluency, vocabulary, and comprehension
- 120 fiction and non-fiction pairings
 - Award-winning Scholastic Imprint fiction books

Main Page

Featured Pair

9 Categories

- Animals and Adventure
- Earth and Sky
- People and Places
- ABC's and 123's
- Family and Community
- Music and Rhyme
- Adventure
- Celebrations
- Imagination

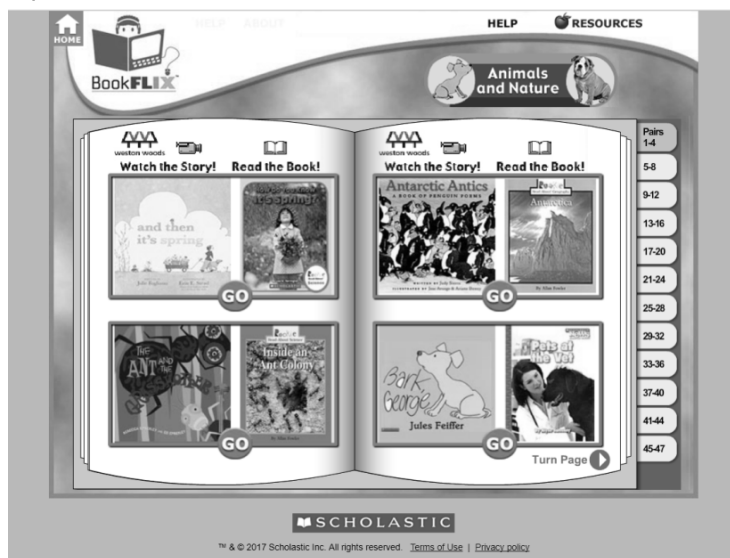


Choosing a Category

View pairings easily

2 ways to navigate pages of pairings:

- “Turn Page” link
- Tabbed pairing listing on right side of page



Pairing

Fiction and non-fiction pairing

Static left menu


- Watch the Story!
- Read the Book!
- Puzzlers!
- Meet the Author
- More--back to category pairings

™ & © 2017 Scholastic Inc. All rights reserved. [Terms of Use](#) | [Privacy policy](#)

Watch the Story

- Spanish is available for some titles (Español button)
- Optional Read Along (closed captioning)
- Full screen viewing

™ & © 2017 Scholastic Inc. All rights reserved. [Terms of Use](#) | [Privacy policy](#)

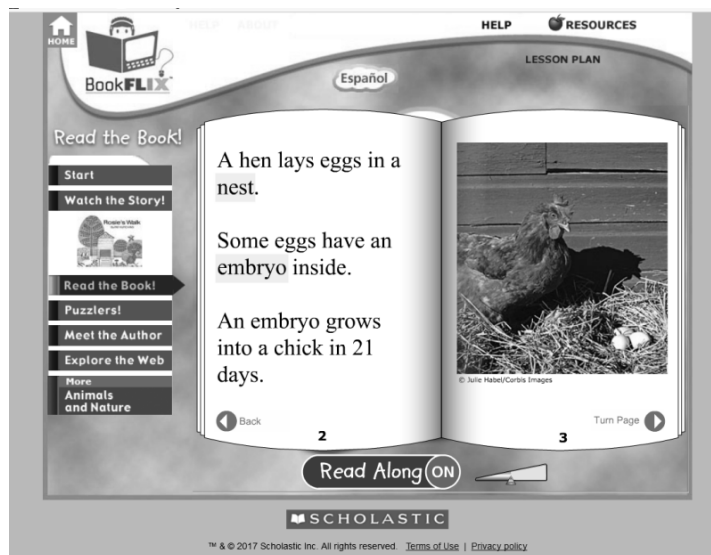


Read the Book

- Spanish version
- Optional Read Along
 - Highlights text as it's read
- Definitions provided with pronunciation

nest.

nest: a bed made by birds to hold their eggs and raise their young



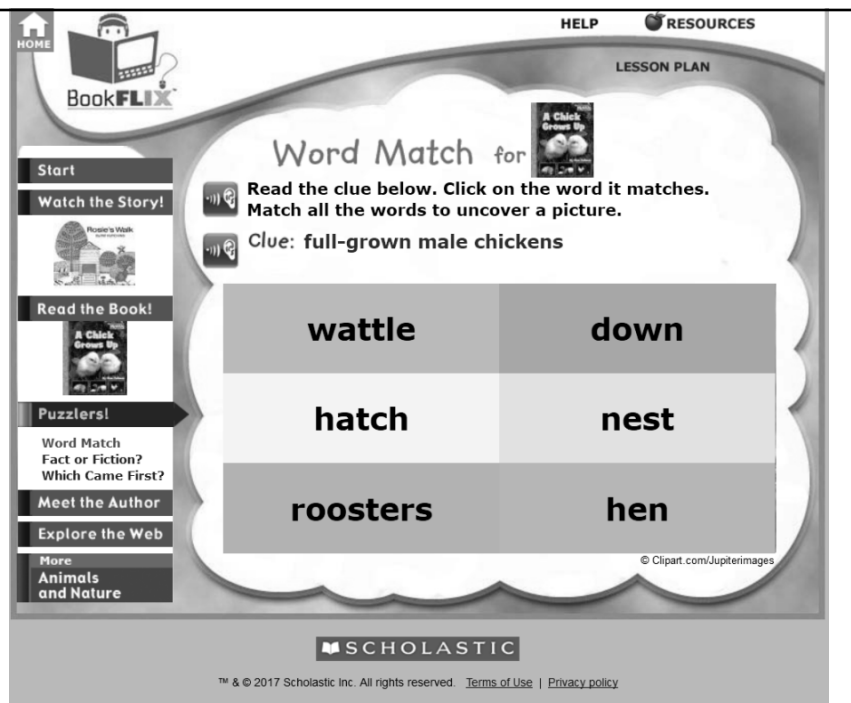
Puzzlers

- Word Match (vocabulary)
- Fact or Fiction?
- Which Came First? (sequencing)



Word Match

- Vocabulary builder
- Listen to the instructions and questions



Fact or Fiction?

- Hint button
- Listen to instructions and prompt
- Visual cues



Which Came First?

- Drag and drop the boxes
- Teaches sequencing skills

Meet the Author

- Author information on BookFLIX site
- “Click here to learn more” to go to author website

Web Resources

BookFLIX provides links to Internet sites maintained by third parties. Scholastic does not control and is not responsible for the content of any site you have connected to using the Index. We recommend that young children's web activity be supervised by an adult at all times.

Lesson Plan

Lesson plan link is available on every screen

The screenshot shows the BookFLIX website interface. At the top right, there are links for 'HELP' and 'RESOURCES'. The 'LESSON PLAN' link is circled in black. Below the navigation bar, there is a 'Meet the Author' section for Pat Hutchins, featuring a 'LISTEN' button and a text block about her life and work. To the right of the text is a small image of the book cover 'Rosie's Walk'. On the left side, there is a vertical menu with buttons for 'Start', 'Watch the Story!', 'Read the Book!', 'Puzzlers!', 'Meet the Author', 'Explore the Web', and 'More Animals and Nature'. At the bottom, the Scholastic logo and copyright information are visible.

Lesson Plan

- Learning Objectives
- Fiction Resource
- Non-fiction Resource
- Before Viewing the Video
- After-Viewing Activities
- Paired-Text Activities
- Further Research
- Assessment

PDF version available

The screenshot shows the 'Lesson Plan' page for the book 'Rosie's Walk' by Pat Hutchins. The page is titled 'LESSON PLAN' and includes a 'PDF' button and a 'Curriculum Correlations' button. The main content area is divided into sections: 'Subject(s): Language Arts, Science', 'Grade Level(s): preK-1', 'Learning Objectives' (a list of four objectives), and 'Fiction Resource' (which includes the book title, author, ages, and Lexile level). The Scholastic logo and copyright information are at the bottom.

Lesson Plan

Title information for both fiction and non-fiction titles

The screenshot shows the BookFLIX website interface. At the top, there are navigation links for 'HOME', 'HELP', and 'RESOURCES'. The BookFLIX logo is prominently displayed. A sidebar on the left contains several menu items: 'Start', 'Watch the Story!', 'Read the Book!', 'Puzzlers!', 'Meet the Author', 'Explore the Web', and 'More Animals and Nature'. The main content area is titled 'Nonfiction Resource' and features the book 'A Chick Grows Up' by Pam Zollman. It provides details such as 'Grades: 1-2; Ages: 6-7' and 'Lexile Level: 420; Guided Reading Level: G'. A description states: 'Introduces readers to how chicks grow up into roosters and hens.' Below this, there is a section 'Before Viewing the Video' with a numbered list of instructions for introducing vocabulary. The vocabulary words listed are: **beehive**, **comb**, **down**, **haystack**, **hen**, **mill**, **pond**, **rooster**, **wattle**, and **yard**. The Scholastic logo is at the bottom, along with copyright information: '© 2017 Scholastic Inc. All rights reserved. Terms of Use | Privacy policy'.

Curriculum Correlations

The screenshot displays the 'Curriculum Correlations' tool on the BookFLIX website. The interface includes a search bar with the text 'Select a standard to find alignments:' and a dropdown menu currently showing 'Pennsylvania Academic Standards Proposed Environment and Ecology 2009'. Below the search bar, there are four numbered results, each with a title and a brief description of the standard. On the right side of the interface, there is a 'PLAN' section with a 'Curriculum Correlations' button circled in red. At the bottom right, there is a scrollable list of various educational standards from different states and countries, including Pennsylvania, Ontario, Quebec, and Rhode Island.

Resources Tab

Title Browse tab

Sort by

Video:

Title
Author
Illustrator
Spanish
Running time
Category
Theme
Award Winners
Grade Level
Lexile
GRL

Book:

Title
Number of Pages
Spanish
Grade Level
Lexile
GRL

* Also indicates if title is part of Reading Counts

Using Paired Texts

- Provides information on the elements of each unit
- Provides information included in the Library Programs, Classroom Activities, and Parent and Child tabs

Resources

Welcome to Scholastic *BookFLIX*, the online literacy resource that pairs classic video storybooks from Weston Woods with related nonfiction from Children's Press and other trusted Scholastic imprints. This engaging resource for children in grades pre-K through 3 will help early readers develop and practice essential reading skills and introduce them to a world of knowledge and exploration.

Each *BookFLIX* unit includes the following elements:

- Watch the Story:** streaming video of a classic children's story. A Read Along option can be activated to display the audio portion of the story, with word-by-word highlighting, as it plays.
- Read the Book:** related nonfiction text presented in a flipbook format. The Read Along option can be activated to hear the text read aloud with word-by-word highlighting. In addition, key content vocabulary words are highlighted in yellow. Placing the cursor on the highlighted word will display its definition, and the ear icon can be clicked to hear the definition read aloud.
- Puzzlers:** interactive educational games related to the specific pair. Word Match reinforces key vocabulary from the nonfiction text by asking players to match a definition to the correct vocabulary word. Fact or Fiction underscores the differences between fiction and nonfiction by asking players to identify a series of statements as either fact or fiction. Ear icons can be clicked to hear the game directions, as well as all statements and definitions, read aloud.
- Meet the Author:** a profile of the author of the story on which the video is based. An ear icon can be clicked to hear the profile read aloud. At the end of each profile is a link to a Web site containing more information on the author.
- Explore the Web:** editorially selected, age-appropriate Web links related to the pair topic.
- Lesson Plan:** suggested teaching activities created specifically for each fiction/nonfiction pair. All

Library Programs Tab

- Printable Letters
- Program Preparation
- Program Presentation
- Independent Learning

The screenshot shows the BookFLIX Educator Resources page with the 'Library Programs' tab selected. The page content includes:

Library Programs

BookFLIX can be an invaluable tool for use in your library's preschool and primary grade programming, adding depth and interactive excitement to group programs for those ages. Arranged in nine broad category groups, the individual programs each feature a popular topic of interest to young children. Use a category group as your general theme for a six- to ten-week program series and then choose one of the topics within that category for your program focus each week. For example, your general theme for the program series could be Animals and Nature. Individual programs for each week of that general theme could be developed around topics such as Bears, Farms, Rain, Monkeys, Dinosaurs, Snakes, Tadpoles, Pets, the Zoo, and Spiders.

Raise awareness of your library's *BookFLIX* subscription by customizing the following letters and distributing them to patrons, colleagues, and parents:

[BookFLIX Library Patron Letter](#)

[BookFLIX Teacher Letter](#)

[BookFLIX Parent Letter](#)

Program Preparation

1. Choose the topic for the week.
2. Identify books in your library's collection that will tie in to the topic for the week. Use resources such as *A to Zoo: Subject Access to Children's Picture Books* (by Carolyn and John Lima, Libraries Unlimited, 2005, 7th edition) or your own library online catalog. Gather age appropriate titles and

Classroom Activities Tab

- General Strategies and Activities
- Activities by Theme

The screenshot shows the BookFLIX Educator Resources page with the 'Classroom Activities' tab selected. The page content includes:

Classroom Activities

BookFLIX is perfect for use in small-group rotations in the classroom. Use the lesson plan that accompanies each pair as a starting point for ideas. The general strategies and activities listed below are appropriate for use with any pair. Activities by theme are suggested for use with pairs that fall within a particular category.

General Strategies and Activities

Phonemic Awareness

1. Introduce students to the vocabulary words orally. Ask students to identify the initial sound in each word. Example: What is the first sound you hear in the word *wade*?
2. Ask students to identify the common sound in a list of spoken words: Example: What sound is the same in *wade*, *wiggle*, and *work*?
3. Ask students to identify which word has a sound that doesn't belong. Example: Which word sounds different from the rest? *wade*, *wasp*, *tree*
4. Ask students how many phonemes they hear in a word. Example: How many different sounds do you hear in *wade*?

Phonics

1. Say each vocabulary word, stretching it so that you pronounce all the sounds. Ask students to write down the letters that correspond to the sounds they hear in each word.
2. Select five words from the book that are on the Dolch Basic Sight Word list or similar high-

SCHOLASTIC

™ & © 2017 Scholastic Inc. All rights reserved. Terms of Use | Privacy Policy

Parent and Child Tab

Ideas for BookFLIX use at local libraries, and from home.

Parent and Child

BookFlix is an excellent interactive program for parents to experience with their children. Parents and caregivers can bring their 4- to 8-year-old children to the library to spend some time exploring the program together. Or you can access the program at home through your library's remote access system. Older brothers and sisters may also enjoy helping their younger siblings navigate the topics and stories in *BookFlix*.

All the fiction/nonfiction pairs in *BookFlix* are categorized according to nine themes: Animals and Nature, Earth and Sky, Family and Community, People and Places, Music and Rhyme, ABC's and 1, 2, 3's, Adventure, Imagination, and Celebrations. Each topic includes a pair of books, one fiction and one nonfiction.

With topics and stories appropriate for the learning skills of preschoolers through grade three, *BookFlix* makes learning fun and interesting, as children learn the difference between fact and fiction.

Browse the categories and choose a topic that interests your child. Review the lesson plan that accompanies each pair to help start a dialogue with your child before viewing the video. After going to the Pair page, click on Watch the Story. Enjoy the story as it unfolds in the video. (If your child likes the story you may want to check out the book the next time you visit the library.) Click on Meet the Author. What can you learn about authors' lives to help you understand the stories they write? If your child is interested, click on the link to visit the author's Web site. You may also explore some reference books the next time you visit the library. Reference volumes such as the *Junior Book of Authors and Illustrators* series or the *Something About the Author* series will give you more information about your favorite authors and illustrators.

SCHOLASTIC

™ & © 2017 Scholastic Inc. All rights reserved. [Terms of Use](#) | [Privacy policy](#)

Downloadables

Accessed from Resources Tab

HELP **RESOURCE**

Click here for downloadable resources

HELP **RESOURCE**

Click here for downloadable resources

SCHOLASTIC

™ & © 2017 Scholastic Inc. All rights reserved. [Terms of Use](#) | [Privacy policy](#)

Downloadables

- MARC records
- Desktop Icon
- Customizable Letters
- Printables
- and more!

Make the most of BookFlix in your classroom or library with these downloadable resources!

- **Marc Records**
Download Marc Records for BookFlix.
- **Webpage Button**
Download the HTML and code to add to your site to easily access BookFlix.
- **Downloadable Desktop Icon**
Download the Windows Desktop icon to easily access BookFlix.
- **Parent Letter (English)**
Parent Letter (Spanish)
Customize and distribute this letter to let students' and their parents know how to access BookFlix at home.
- **Teacher Letter**
Customize and distribute this letter to let colleagues know how to access BookFlix at school and at home.
- **Patron Letter (English)**
Patron Letter (Spanish)
Customize and distribute this letter to let patrons know how to access BookFlix at home.
- **Book Mark**
Print and distribute this book mark to raise awareness of BookFlix in your school or library.
- **Customizable Book Mark**
Customize this version of the BookFlix book mark to include specific access information for your school or public library.
- **Poster**
Print and display this poster for display in your classroom or library.
- **Tech Spec**
Refer to these guidelines to ensure that your school's or library's technology can access BookFlix.

CLOSE



™ & © 2017 Scholastic Inc. All rights reserved.

Name _____

Notes _____

Bookmarks and Poster

Aa Ant	Bb Butterfly	Cc Cat	Dd Dolphin	Ee Elephant	Ff Frog	Gg Goose
Hh Hedgehog	Ii Iguana	Jj Jaguar	Kk Kangaroo	Ll Lion	Mm Monkey	Nn Nightgale
Oo Octopus	Pp Pig	Qq Quail	Rr Rabbit	Ss Snake	Tt Turtle	Uu Umbrella bird
Vv Vulture	Ww Wolf	Xx X-ray fish	Yy Yak	Zz Zebra	Ask your librarian about BookFlix!	

SCHOLASTIC

BookFLIX
Where stories and nonfiction connect
scholastic.com/bookflix

Where stories and nonfiction connect

Help

- Pair elements features
- System Requirements
- FAQs
- Troubleshooting
- and more

HOME HELP RESOURCES

BookFLIX

Help

Table of Contents

[GETTING AROUND](#)

[PAIR ELEMENTS](#)

[OTHER FEATURES](#)

[SYSTEM REQUIREMENTS](#)

[FREQUENTLY ASKED QUESTIONS](#)

[TROUBLESHOOTING](#)

[TERMS OF USE](#)

[STAFF](#)

BookFlix is an online literacy resource that pairs classic video storybooks from Weston Woods with related nonfiction from Children's Press and other trusted Scholastic imprints. It is published by Scholastic Inc. *BookFlix* was developed in collaboration with Weston Woods Studios and engineered by Grolier Interactive.

GETTING AROUND

Browse

All the fiction/nonfiction pairs in *BookFlix* are categorized according to nine themes: Animals and Nature; Earth and Sky; Family and Community; People and Places; Music and Rhyme; ABC's and 1, 2, 3's;

SCHOLASTIC

Promotional Materials from POWER Library

For Librarians page → Promotional Materials

<https://www.powerlibrary.org/librarians/e-resources/marketingpr>

Printable bookmarks, graphics for magnets, posters, and more!

POWER Kids Materials

- TrueFLIX Bookmark [[Web PDF](#)] [[High Resolution PDF](#)]
- POWER Kids BookFLIX Bookmarks [[PDF for In-house Print Jobs](#)] [[PDF for Print Shop Jobs](#)]
- POWER Kids BookFLIX Magnet – Artwork for 4 1/4" x 3" – [[JPG](#)]
- [POWER Kids Logos](#)
- POWER Kids 5" x 7" Graphic Advertisement [[JPG](#)] [[PDF](#)]
- Press Release Template [[DOC](#)]

BookFLIX Live Demo



Questions?




Discussion

How might you use these resources for:

- Constitution Day?
- Black History Month?
- Promoting literacy skills in early readers?
- To promote award-winning titles?

If you have experience teaching with BookFLIX and TrueFLIX please share your success stories!

Hands-on time!



BookFLIX

- Use the Browse All feature to see the awards for each title
- Pick a theme and check out the pairings (maybe even watch an animated picture book!)
- View some of the available lesson plans for pairings
- Take a peek at the customizable letters for parents and teachers

TrueFLIX

- Choose a unit and look at the lesson plans for some of the titles in that unit
- Browse some of the units and take a look at the available titles
- Take a look at some of the websites found under the Web Links tab